

## HTD® Timing Belt Pulleys - 3 mm Pitch

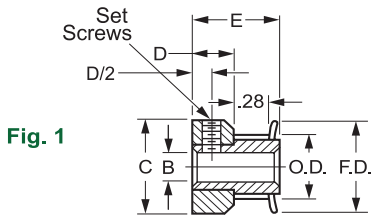


Fig. 1

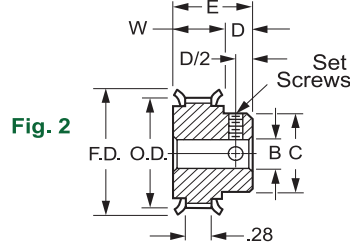


Fig. 2

**For 6 mm Belts Width**

**Material : Aluminum Alloy**  
**Finish : Clear Anodized**



Number	Price ฿	Fig. No.	No. of Grooves	P.D.	O.D. *	F.D. ± 1/64	B Bore +.001 -.000	W	E Length ± 1/64	C Hub Dia. ± 1/64	D Hub Proj.	Set Screw
5A22 7011	---	1	10	.376	.346	.505	.125 .1875	---	9/16	.505	15/64	#4-40
5A22 7012	---											
5A22 7013	---		11	.376	.384	.530	.125 .1875	---	9/16	.530 .580	15/64	#4-40 #6-40
5A22 7014	---											
5A22 7015	---											
5A22 7016	---											
5A22 7017	---		15	.564	.534	.685	.1875 .250	---	9/16	.685	15/64	#6-40
5A22 7018	---											
5A22 7019	---											
5A22 7020	---											
5A22 7021	---											
5A22 7022	---											
5A22 7023	---		18	.677	.647	.790	.386	11/16	.442 .468 .500 .562	19/64	#8-32	
5A22 7024	---											
5A22 7025	---											
5A22 7026	---											
5A22 7027	---	24	.902	.872	1.025	.386	11/16	.625	19/64	#8-32		
5A22 7028	---											
5A22 7029	---											
5A22 7030	---											
5A22 7031	---	28	1.053	1.023	1.173	.386	11/16	.701 .776 .851	19/64	#8-32		
5A22 7032	---											
5A22 7033	---	30	1.128	1.098	1.250	.386	11/16	.701 .776 .851	19/64	#8-32		
5A22 7034	---											
5A22 7035	---	32	1.203	1.173	1.323	.386	11/16	.701 .776 .851	19/64	#8-32		
5A22 7036	---											


NOTE : Pulleys with 10 to 13 grooves have 1 set screw; others have 2 at 90°.

\*O.D. tolerance from: 10 to 26 grooves is +.002, -.000. 28 to 44 grooves is +.003, -.000.

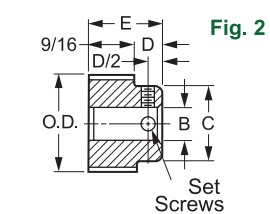
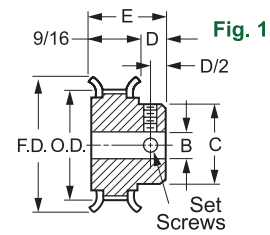
## XL Timing Belt Pulleys - 1/5 Pitch

**Material : Aluminum Alloy**  
**Finish : Clear Anodized**

**For 3/8" Belts Width**



Number	Price ฿	Fig. No.	No. of Grooves	P.D.	O.D.	F.D.	B Bore	E Length	C Hub Dia.	D Hub Proj.	Set* Screw
5Q55 2287	---	1	10	.637	.617	15/16	3/16	13/16	7/16	1/4	#6-40
5Q55 2288	---										
5Q55 2289	---		11	.700	.680	15/16	1	13/16	7/16	1/4	#6-40
5Q55 2290	---										
5Q55 2291	---										
5Q55 2292	---										
5Q55 2293	---		16	1.019	.999	1-1/4	1/4	13/16	11/16	1/4	#8-32
5Q55 2294	---										
5Q55 2295	---										
5Q55 2296	---										
5Q55 2297	---										
5Q55 2298	---										
5Q55 2299	---		20	1.273	1.253	1-1/2	1/4	29/32	15/16	11/32	#8-32
5Q55 2300	---										
5Q55 2301	---										
5Q55 2302	---										
5Q55 2303	---	22	1.401	1.381	1-5/8	1/4	29/32	1-1/16	11/32	#10-32	
5Q55 2304	---										
5Q55 2305	---										
5Q55 2306	---										
5Q55 2307	---	30	1.910	1.890	2-1/8	5/16	29/32	1-5/16	11/32	#10-32	
5Q55 2308	---										
5Q55 2100	---	2	32	2.037	2.017	5/16	1	1-1/2	7/16	#10-32	
5Q55 2101	---										
5Q55 2102	---										
5Q55 2103	---										
5Q55 2104	---	42	2.674	2.654	—	5/16	1	1-1/2	7/16	#10-32	
5Q55 2105	---										
5Q55 2106	---	44	2.801	2.781	—	5/16	1	1-1/2	7/16	#10-32	
5Q55 2107	---										
5Q55 2108	---	48	3.056	3.036	—	5/16	1	1-1/2	7/16	#10-32	
5Q55 2109	---										
55Q5 2106	---	60	3.820	3.800	—	3/8	1	1-1/2	7/16	#10-32	
55Q5 2107	---										
55Q5 2108	---	72	4.584	4.564	—	3/8	1	1-1/2	7/16	#10-32	
55Q5 2109	---										



NOTE :  
Pulleys with 60 and 72 grooves are machined from castings and have webs.  
\*All pulleys have 2 set screws at 90° for noflange available on hard anodized upon request.